


Coupling device AGH520S



Coupling device AGH520S



Coupling device AGH520S

Product description

The coupling device AGH520S is designed to extend the nominal voltage range of the ISOMETER® iso685... series and IRDH275-4.../IRDH375-4.../IR470LY-40/IR420-D6/IRDH1065B-4 to (3)AC 0...7200 V, 50...400 Hz. The coupling device is connected to the system to be monitored by one pole and connected to the terminal AK of the ISOMETER® by means of the terminal 5.

Approvals

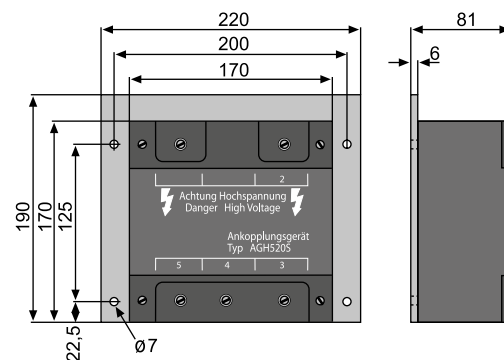


Ordering information

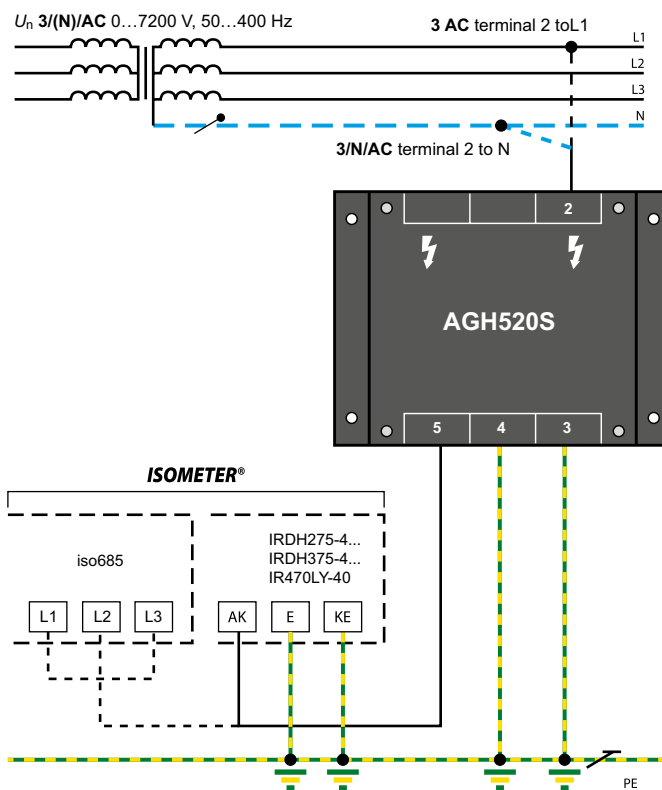
Nominal system voltage U_s	Type	Art. No.
3(N)AC	AGH520S	B913033
0...7200 V		

Dimension diagram

Dimensions in mm



Wiring diagram



Technical data

Insulation coordination acc. to IEC 61800-5-1

Operating voltage AC 6.3 kV

Voltage test according to IEC 61800-5-1

Overvoltage category/impulse voltage test (basic insulation) III / AC 35 kV
 AC voltage test (basic insulation) AC 17.5 kV
 Partial discharge test 12 kV

Voltage ranges

Nominal system voltage U_n AC, 3(N)AC 0...7.2 kV
 Nominal system voltage U_n for UL applications AC, 3(N)AC 0...6 kV
 Nominal frequency f_n 50...400 Hz
 Internal DC resistance R_i ≥ 80 k Ω
 Impedance Z_i at 7.2 kV and 50 Hz ≥ 6 M Ω

Environmental conditions

Classification of mechanical conditions acc. to IEC 60721:

Stationary use (IEC 60721-3-3) 3M4
 Transport (IEC 60721-3-2) 2M2
 Storage (IEC 60721-3-1) 1M3

Ambient temperature (during operation) -10...+55 °C
 Ambient temperature for UL applications (during operation) -10...+45 °C
 Ambient temperature (during storage) -20...+70 °C
 Climatic class acc. to IEC 60721-3-3 3K5 (except condensation and formation of ice)

Connection

Connection terminal 2 (medium voltage) screw-type terminal
 Connection terminals 3, 4, 5 screw-type terminals
 Connection properties rigid/flexible 0.2...4 mm²/ 0.2...2.5 mm² (AWG 24...12)
 Tightening torque 2.9 Nm

General data

Operating mode continuous operation
 Position any position
 Degree of protection, internal components (DIN EN 60529) IP64
 Degree of protection, terminals (DIN EN 60529) IP20
 Type of enclosure resin-encapsulated block
 Screw mounting 4 x M5
 Flammability class UL94 HB
 Documentation number D00073
 Weight ≤ 4500 g



Bender GmbH & Co. KG

P.O. Box 1161 • 35301 Grünberg • Germany
Londorfer Strasse 65 • 35305 Grünberg • Germany
Tel.: +49 6401 807-0 • Fax: +49 6401 807-259
E-Mail: info@bender.de • www.bender.de



BENDER Group